

1.



“ _____ on the _____, _____!”

2.



_____ on _____!

1. “Sit on the mat, Sam!”

2. Sam sat on Tim!







Cut or fold the sheet along the dotted line before giving it to the child.
Read the sentences as dictation. Encourage the child to sound out the words as they spell them.



Unit 1: Sam and Tim

Dice game New sounds: s a t i m



					
Sam	m	am	sit	a	sat
am	mat	Sam	i	T	s
mat	it	S	sat	Sam	mat
M	sit	t	mat	sit	I
it	A	Sam	m	mat	Sam

This game is for two players. Each player needs a collection of counters of one colour. The players take turns throwing the die. They read a word or letter in the column that corresponds to the number on the die and place their counter on that word or letter. The first to have three counters in a row in any direction is the winner.





Tam! Sam! Tim!

Tim sat.

Tam sat on top!

Tam, Tim and Sam
sat on it.

Cut out the sentences. Read them and match them to the correct pictures.



not

in

top

pit

man

tin

sip

pan

pot

map

mop

on

in

top

pit

man

pin

tap

mop

pan

pop

pit

sip

pan

top

Pip

pat

not

nip

pin

A game for two players: Play with two sets of coloured counters. Players take turns reading a word and putting a counter on it. The winner is the first to get four counters in a row in any direction.





Cat sat on the big bag!

Nan has a hat in the bag.

Nan and Cat sat
on the mat.

Nan has a mat in
the bag.

Cut out the sentences. Read them and match them to the correct pictures.

